

To Powderhorn, Mesa & Grand Junction

INSERT MESA LAKES

(#1) WEST BENCH (P) (TH)

(#2) WATERDOG (P) (TH)

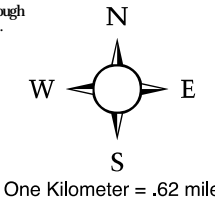
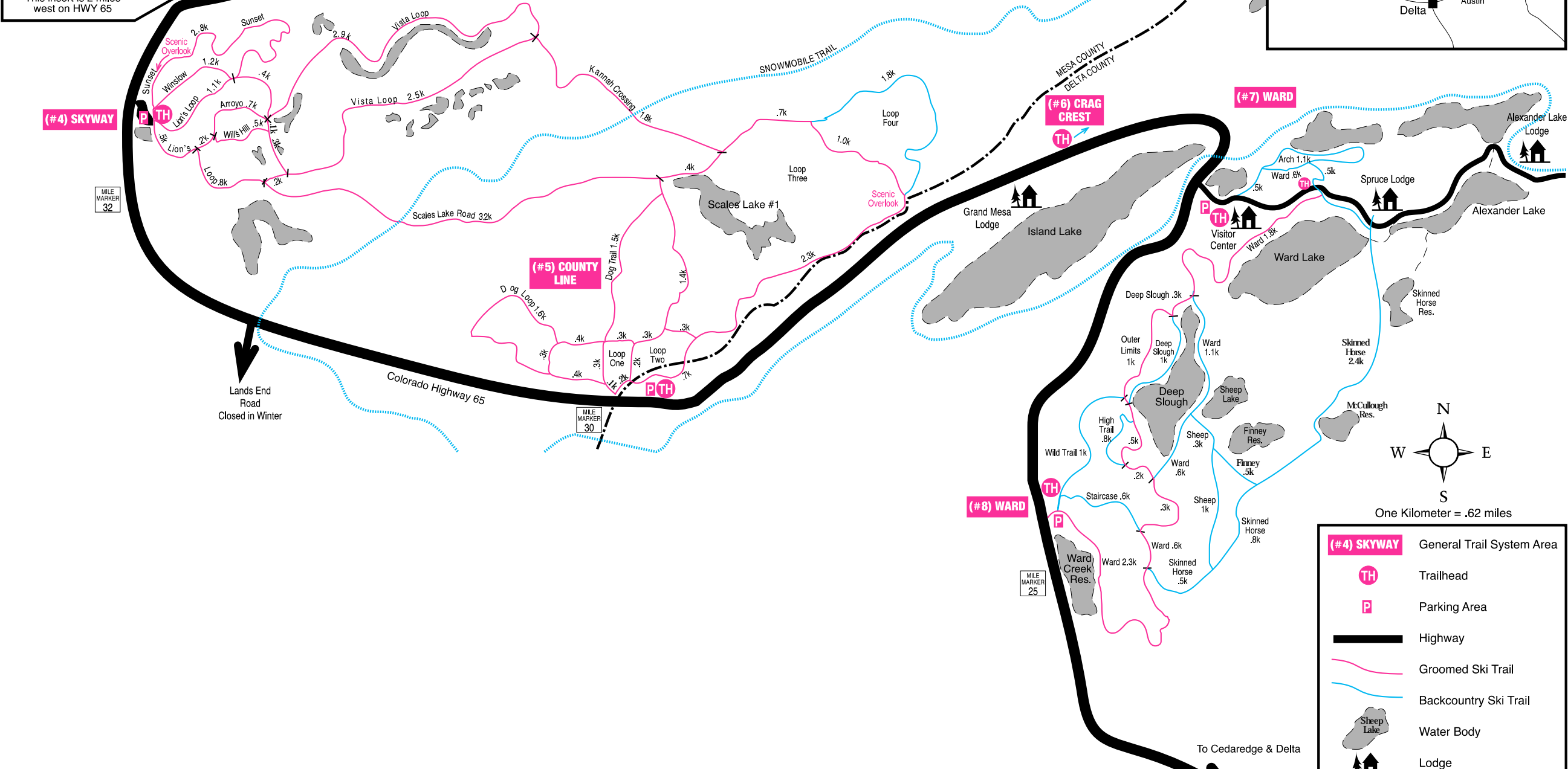
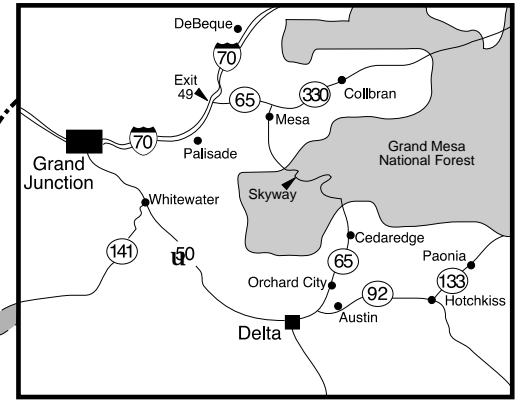
Mesa Lakes Resort HWY 65 To Skyway

Sunset Lake Mesa Lake

This insert is 2 miles west on HWY 65

Grand Mesa Nordic Council

...A nonprofit volunteer organization dedicated to promoting the safety, consciousness, fitness and fun of cross country skiing...
 © Grand Mesa Nordic Council • No reproduction of any kind without written permission.
 Drawing and Typesetting Donated by Colorado Copy Center



(#4) SKYWAY General Trail System Area

TH Trailhead

P Parking Area

— Highway

— Groomed Ski Trail

— Backcountry Ski Trail

— Water Body

— Lodge

Lands End Road Closed in Winter

To Cedaredge & Delta

